

# CHECK FOR INTERMITTENT PROBLEMS

## 1. DESCRIPTION

**HINT:**

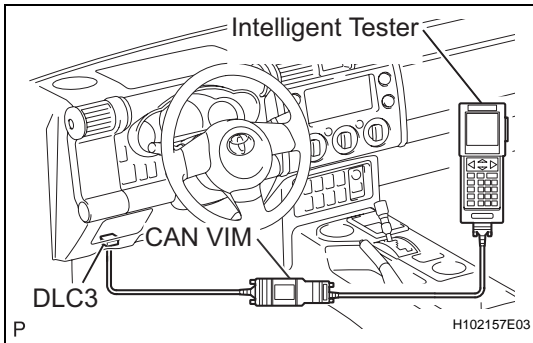
A momentary interruption (open circuit) in the connectors and/or wire harness between the sensors and ECUs can be detected through the ECU data monitor function of the intelligent tester.

**BC**

- (a) Turn the ignition switch off and connect the intelligent tester to the DLC3.
- (b) Turn the ignition switch on. Follow the on-screen directions on the intelligent tester to display the DATA LIST and select areas which should be monitored for momentary interruptions.

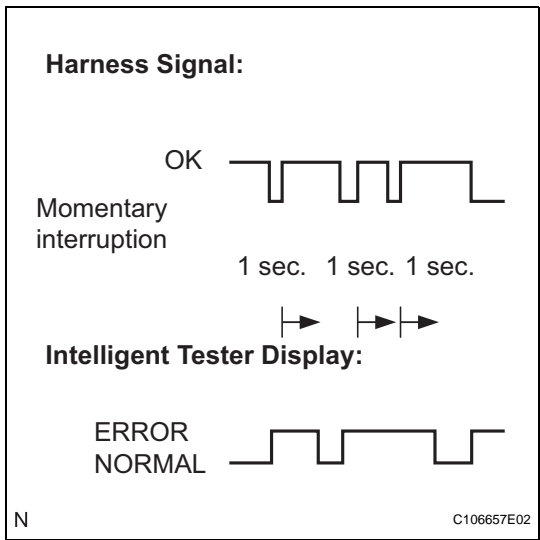
**HINT:**

A momentary interruption (open circuit) cannot be detected for 3 seconds after the ignition switch is turned on (initial check).



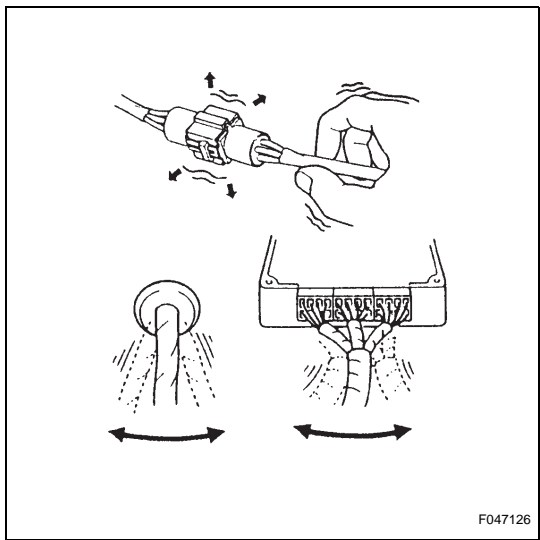
Item	Measurement Item / Range (Display)	Normal Condition	Diagnostic Note
SPD SEN FR	FR speed sensor open detection / OPN_DET or NORMAL	OPN_DET : Momentary interruption NORMAL : Normal	-
SPD SEN FL	FL speed sensor open detection / OPN_DET or NORMAL	OPN_DET : Momentary interruption NORMAL : Normal	-
SPD SEN RR	RR speed sensor open detection / OPN_DET or NORMAL	OPN_DET : Momentary interruption NORMAL : Normal	-
SPD SEN RL	RL speed sensor open detection / OPN_DET or NORMAL	OPN_DET : Momentary interruption NORMAL : Normal	-
EFI COM	EFI communication open detection / OPN_DET or NORMAL	OPN_DET : Momentary interruption NORMAL : Normal	-
YAWRATE SEN	Yaw rate sensor open detection / OPN_DET or NORMAL	OPN_DET : Momentary interruption NORMAL : Normal	-
DECELE SEN	Deceleration sensor open detection / OPN_DET or NORMAL	OPN_DET : Momentary interruption NORMAL : Normal	-
STEERING SEN	Steering angle sensor open detection / OPN_DET or NORMAL	OPN_DET : Momentary interruption NORMAL : Normal	-
ACC SEN	Accumulator pressure sensor open detection / OPN_DET or NORMAL	OPN_DET : Momentary interruption NORMAL : Normal	-

BC



**HINT:**

- If the intelligent tester status remains open, check the continuity between the ECU and the sensors, or between ECUs.
- The OPEN display on the intelligent tester remains on for 1 second after the harness signal changes from momentary interruption (open circuit) to normal condition.



- (c) While observing the screen, gently jiggle the connector or wire harness between the ECU and sensors, or between ECUs.

**OK:**

**OPEN-screen display does not change.**